

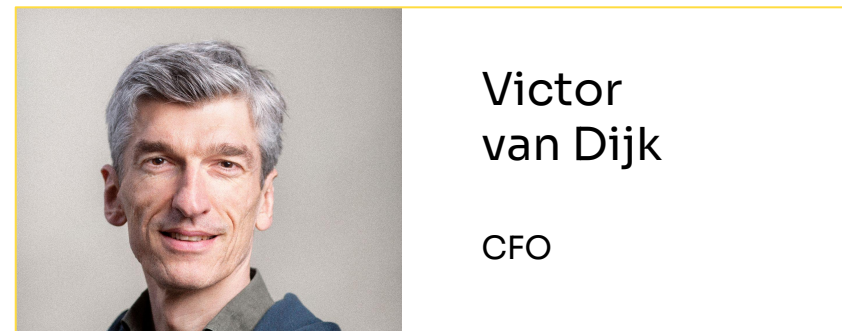
Annual General Meeting & General Meeting of Depository Receipt Holders

June 8th 2023, Amsterdam, The Netherlands

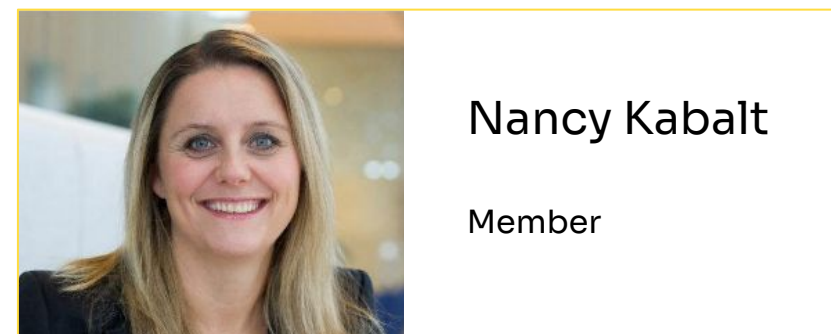


Introductions

Management Board



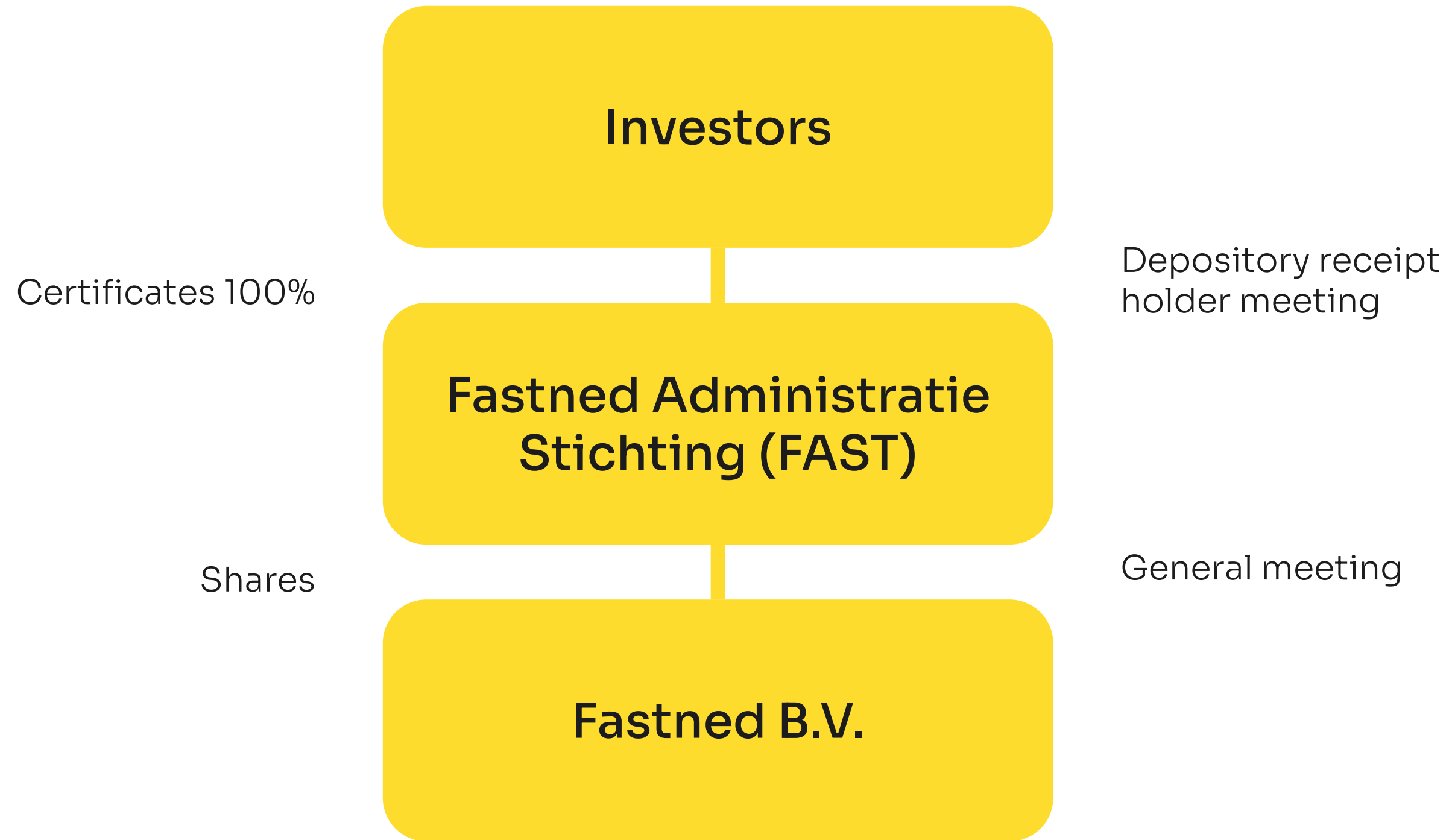
Supervisory Board



FAST Board



Structure



Disclaimer

IMPORTANT: Please read the following before continuing. The following applies to this document, the oral presentation of the information in this document by Fastned B.V. (the Company) or any person on behalf of the Company, and any question-and-answer session that follows the oral presentation (collectively, the Information). The Information has been prepared by the Company for background purposes only and does not purport to be full or complete. No reliance may be placed for any purpose on the Information or its accuracy, fairness or completeness. The Information and opinions contained therein are provided as at the date of the presentation and are subject to change without notice.

The Information contains references to certain non-IFRS financial measures and operating measures. These supplemental measures, as defined by the Company, should not be viewed in isolation or as alternatives to measures of the financial condition, results of operations or cash flows of the Company as presented in accordance with IFRS in its consolidated financial statements. The non-IFRS financial and operating measures used may differ from, and not be comparable to, similarly titled measures used by other companies. Even though the non-IFRS financial measures are used by management to assess the Company's financial position, financial results and liquidity, and these types of measures are commonly used by investors, they have important limitations as analytical tools, and you should not consider them in isolation or as substitutes for the analysis of the Company's financial position or results of operations as reported under IFRS. Financial objectives are internal objectives of the Company to measure its operational performance and should not be read as indicating that the Company is targeting such metrics for any particular fiscal year. The Company's ability to achieve these financial objectives is inherently subject to significant business, economic and competitive uncertainties and contingencies, many of which are beyond the Company's control, and upon assumptions with respect to future business decisions that are subject to change. As a result, the Company's actual results may vary from these financial objectives and those variations may be material.

The Information may include forward-looking statements, which are based on current expectations and projections about future events. These statements may include, without limitation, any statements preceded by, followed by or including words such as "target", "believe", "expect", "aim", "intend", "may", "anticipate", "estimate", "plan", "project", "will", "can have", "likely", "should", "would", "could" and other words and terms of similar meaning or the negative thereof. All statements other than statements of historical facts included in this presentation, including, without limitation, those regarding the Company's financial position, business strategy, plans and objectives of management for future operations (including development plans and objectives relating to the Company's projects and services) may be forward-looking statements. These forward-looking statements are subject to risks, uncertainties and assumptions about the Company and its subsidiaries and investments, including, among other things, the development of its business, trends in its operating industry, and future capital expenditures. In light of these risks, uncertainties and assumptions, the events in the forward-looking statements may not occur. No representation or warranty is made that any forward-looking statement will come to pass. No one undertakes to publicly update or revise any such forward-looking statement. The Information and the opinions contained therein are provided as at the date of the presentation and are subject to change without notice.

The Information does not purport to be comprehensive. To the fullest extent permitted by law, the Company, nor any of its subsidiary undertakings or affiliates, directors, officers, employees, advisers or agents accepts any responsibility or liability whatsoever for (whether in contract, tort or otherwise) or makes any representation, warranty or undertaking, express or implied, as to the truth, fullness, fairness, accuracy or completeness of the Information.

To the extent available, the industry, market and competitive position data contained in the Information come from official or third party sources. Third party industry publications, studies and surveys generally state that the data contained therein have been obtained from sources believed to be reliable, but that there is no guarantee of the accuracy or completeness of such data. While the Company reasonably believes that each of these publications, studies and surveys has been prepared by a reputable party, neither the Company, nor any of its respective subsidiary undertakings or affiliates, or their respective directors, officers, employees, advisers or agents have independently verified the data contained therein. In addition, certain of the industry, market and competitive position data contained in the Information come from the Company's own internal research and estimates based on the knowledge and experience of the Company's management in the markets in which the Company operates. While the Company reasonably believes that such research and estimates are reasonable and reliable, they, and their underlying methodology and assumptions, have not been verified by any independent source for accuracy or completeness and are subject to change. Accordingly, reliance should not be placed on any of the industry, market or competitive position data contained in the Information.

The Information has been prepared by the Company solely for information purposes only. This document does not constitute an offer of securities to the public in the Netherlands or in any other jurisdiction. Persons into whose possession this document comes should observe all relevant restrictions.

AGM 2023 agenda

Welcome by Bart Lubbers

DR Holder Meeting

1. Opening by Maaïke Veen
2. Report of activities 2022 and update 2023
3. Questions
4. Proposal for granting discharge of the FAST board members - for approval by DR Holders
5. Resignation of Liselotte Kooi as FAST board member
6. Proposal for appointment of Michiel Weghs as new FAST board member - for approval by DR holders
7. Proposal for appointment of Henk Pals for his second term - for approval by DR Holders
8. Proposal for remuneration FAST board members - for approval by DR Holders
9. Questions and remarks which are related to the General Meeting and the voting of FAST during the General Meeting
10. Closing

Short break

General Meeting

1. Opening
2. Annual report 2022
 - a. Management report
 - b. Supervisory Board report
 - c. Remuneration policy - for approval by FAST
3. Questions
4. Adoption of the financial statements 2022 - for approval by FAST
5. Explanatory notes on the Dividend Policy and distribution - for approval by FAST
6. Discharge
 - a. Proposal for granting discharge of the Management Board - for approval by FAST
 - b. Proposal for granting discharge of the Supervisory Board Members - for approval by FAST
 - c. Resignation of Marije van Mens as Supervisory Board Member
7. Appointment of external auditor BDO for 2024 - for approval by FAST
8. Appointment of Liselotte Kooi as new independent Supervisory Board member of the Supervisory Board.
9. Re-appointment of Bart Lubbers as non-independent Supervisory Board Member of the Supervisory Board for his second term.
10. Proposal to designate the Management Board as the competent body to issue shares and rights to subscribe for shares up to 20% of the issued capital - for approval by FAST
11. Questions
12. Closing

Deep dive on our progression

1. The service area of the future by Maria Garcia
2. The Network Developer's Handbook By Tom Hurst
3. Questions

**General Meeting
of Depository
Receipt Holders**



DR Holder meeting agenda

1. Opening by Maaïke Veen
2. Report of activities 2022 and update 2023
3. Questions
4. Proposal for granting discharge of the FAST board members – for approval by DR Holders.
5. Resignation of Liselotte Kooi as FAST board member
6. Proposal for appointment of Michiel Weghs as new FAST board member – for approval by DR holders
7. Proposal for appointment of Henk Pals for his second term – for approval by DR Holders
8. Proposal for remuneration FAST board members – for approval by DR Holders
9. Questions and remarks which are related to the General Meeting and the voting of FAST during the General Meeting
10. Closing

FAST Board Members



Henk Pals
Secretary

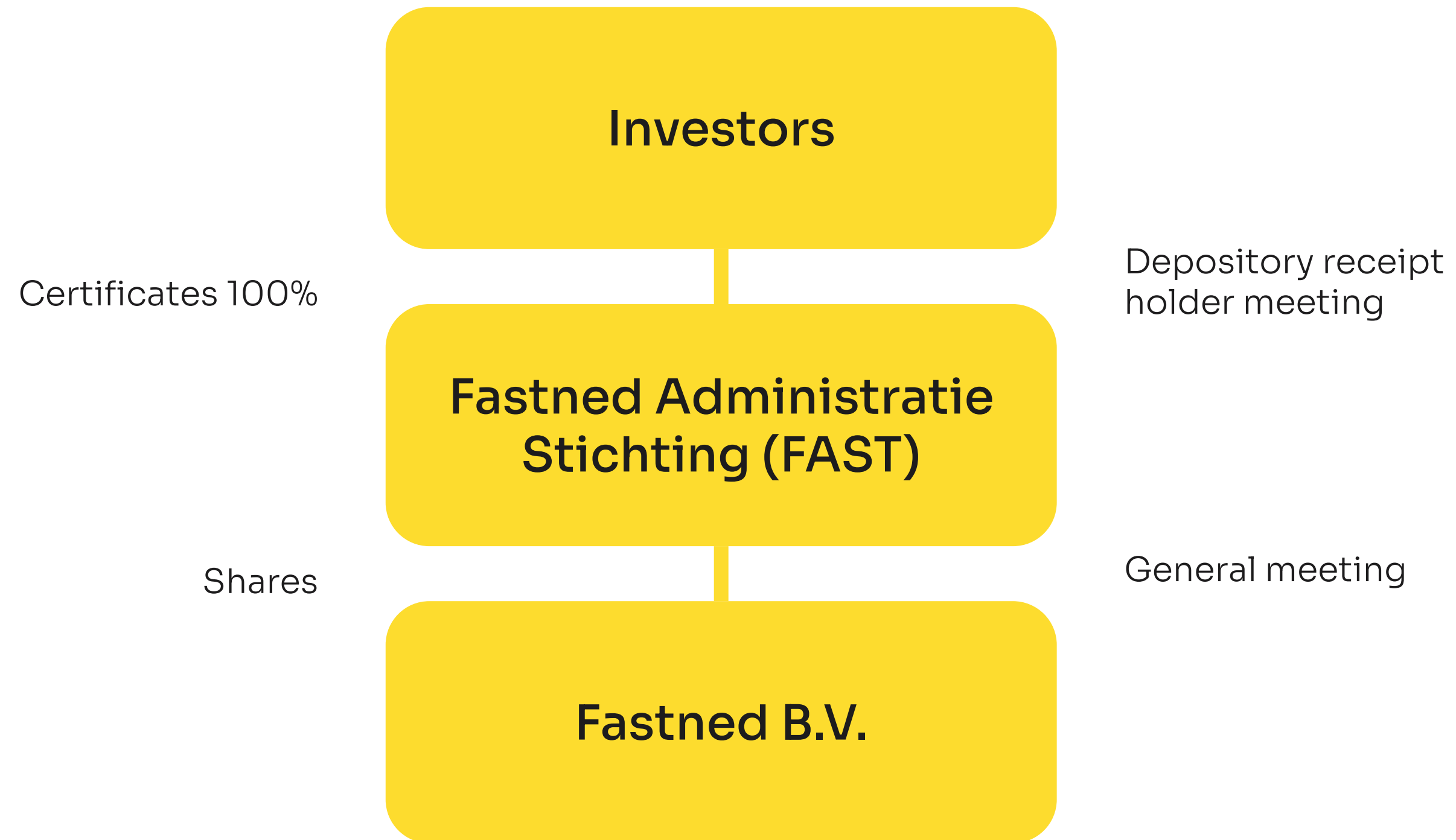


Maaïke Veen
Chair



Liselotte Kooi
Member

FAST structure



Report of activities – Tasks and Responsibilities

Tasks and responsibilities of FAST

FAST assesses whether its decisions as shareholder are in line with Fastned's statutory goals, being:

- ☺ Realising the mission of Fastned
- ☺ Ensuring the continuity of Fastned
- ☺ Representing the interest of the depository receipt holders.



Report of activities - Decisions taken

- Adoption of the annual statements over 2022
- Appointment of Deloitte as the accountant for 2022
- Discharging of the members of the management board and the members of the supervisory board, as well as the dismissal and appointment of supervisory board members.
- Providing a proxy for the issue of ordinary shares and to exclude pre-emptive rights in the execution of Fastned's mission and option plan

- Approval of the decision by Fastned to not distribute any dividends
- Appointment of BDO as the accountant for 2023
- Amendment of the articles of FAST
- Appointment of Jérôme Janssen as member of the Supervisory Board
- The placement of new Depositary Receipts with Schroders Capital

Report of activities

- 👉 Fastned built more fast charging stations
- 👉 Upgraded existing stations with faster chargers
- 👉 Delivered more renewable electricity to more customers, acquired locations to build new stations
- 👉 Hired talented new people to accelerate the transition to electric mobility

More details can be found in the published Fast Board report 2022.



FAST Management Report
2022

Questions?

BREAK

General Meeting



General Meeting of Shareholders

1. Opening
2. Annual report 2022
 - a. Management report
 - b. Supervisory Board report
 - c. Remuneration policy - for approval by FAST
3. Questions
4. Adoption of the financial statements 2022 - for approval by FAST
5. Explanatory notes on the Dividend Policy and distribution - for approval by FAST
6. Discharge
 - a. Proposal for granting discharge of the Management Board - for approval by FAST
 - b. Proposal for granting discharge of the Supervisory Board Members - for approval by FAST
 - c. Resignation of Marije van Mens as Supervisory Board Member
7. Appointment of external auditor BDO for 2024 - for approval by FAST
8. Appointment of Liselotte Kooi as new independent Supervisory Board member of the Supervisory Board.
9. Re-appointment of Bart Lubbers as non-independent Supervisory Board Member of the Supervisory Board for his second term.
10. Proposal to designate the Management Board as the competent body to issue shares and rights to subscribe for shares up to 20% of the issued capital - for approval by FAST
11. Questions
12. Closing

Management report

Michiel

CEO & Founder

Victor

CFO



Our mission

Accelerate the transition to electric mobility by giving freedom to electric drivers

Our goal

A European network of 1,000 large stations



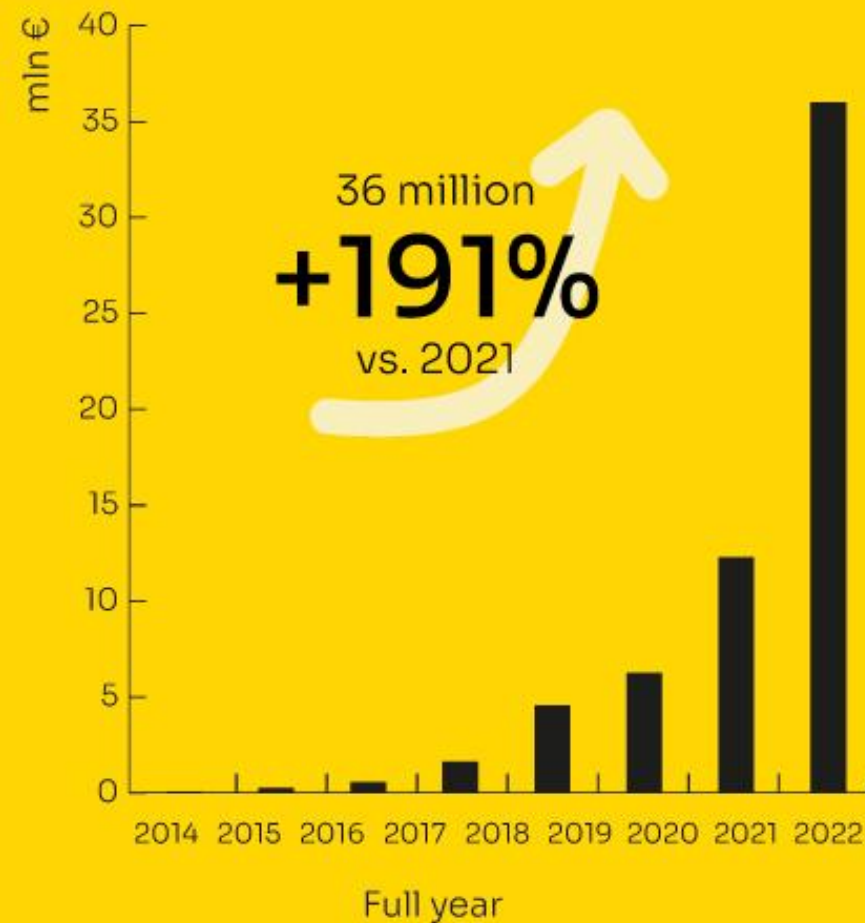
100%
local sun
& wind
energy¹

Our climate impact: With every kWh sold we displace fossil fuels burning into the atmosphere

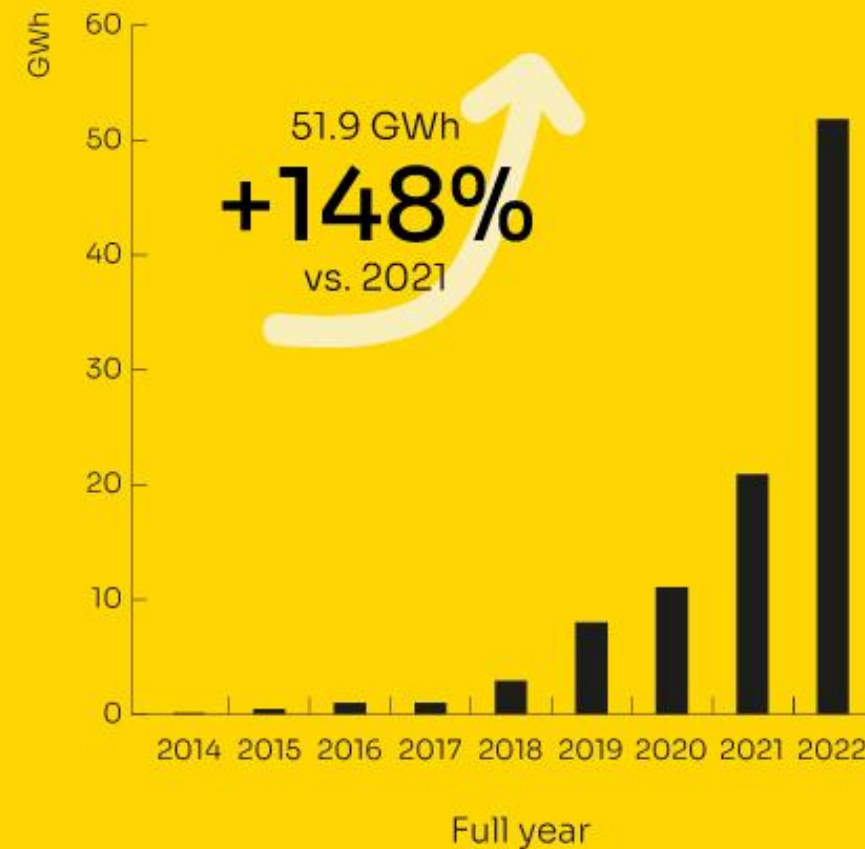
1) For every kWh sold through the grid we buy local (same or adjacent country) solar&wind guarantees of origin

Fastned in numbers

Revenues related to charging



Energy sold




Charging
sessions

2.32 million
+114%
vs. 2021


DC fast
chargers

1,237
+62%
vs. 2021


Active
Customers

218,600
+96%
vs. 2021



CO₂
avoided

40,750 tonnes
+148%
vs. 2021

- ✓ Built a record number of 56 stations in 2022
- ✓ Unparalleled track record of winning public tenders
- ✓ Unleashing potential by hiring 60 new talented, motivated individuals
- On track to become underlying EBITDA positive in 2023

Our talented people are the foundation of reaching results and milestones







262*

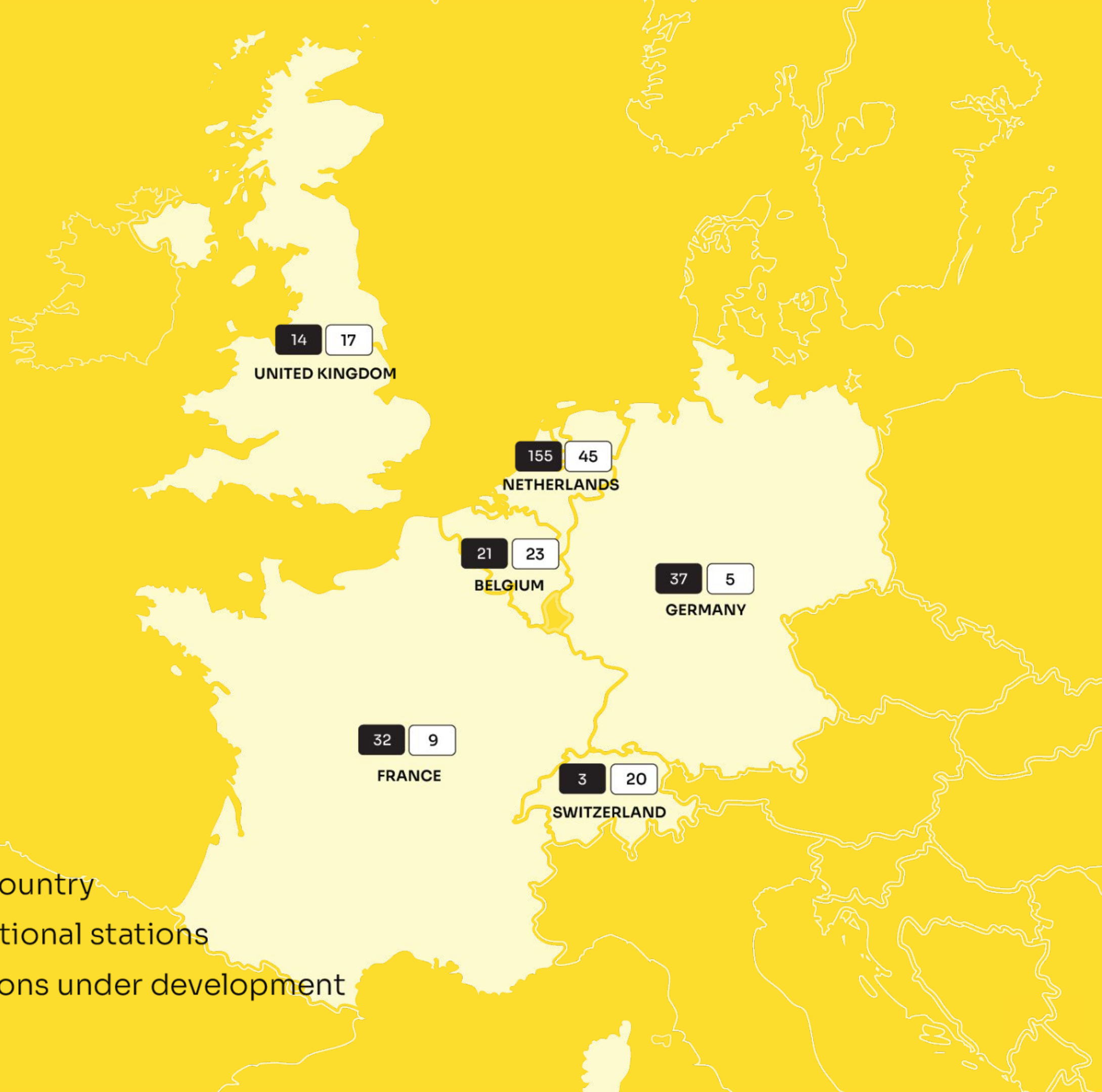
OPERATIONAL STATIONS
ACROSS EUROPE

127

LOCATIONS IN
DEVELOPMENT

* June 1st, 2023

-  Presence in the country
-  Number of operational stations
-  Number of locations under development




La Maxe (France) - daily traffic ~43,000



Vémars (France) - daily traffic ~41,000



Ramac Way (United Kingdom) - daily traffic ~75,000



Parsons Road (United Kingdom) – daily traffic ~38,000




De Mussels (The Netherlands) – daily traffic ~23,000



Brecht (Belgium) – daily traffic ~30,000



On our way to 1,000 fast charging stations in Europe








Fastned's first capital markets day fuels funding success

- ✓ A step up in our investor education
- ✓ First capital markets day leads to significant funding
 - €75m private placement from Schroders Capital's infrastructure fund strengthens financial position
 - €34m bond issuance empowers funding strategy






We built on our unparalleled track record in winning tenders again in 2022

Decade 1

-  201 motorway locations (LLA: 15 years between 2013-20)
-  9 urban sites between 2018-22 (LLA: 5-25 years)
-  26 motorway locations in 2019-21 (LLA: >15 years)
-  20 motorway locations in 2019 (LLA: 30 years)
-  35 motorway sites between 2020-22 (LLA: 14 years)

Win rate above 20-25%


Decade 2

-  New policy criteria indicates a great potential for separate, dedicated and sizeable charging locations
-  Two tenders ongoing: one for fast charging on 200 unserviced resting areas, a second for 900 fast charging stations off-highway
-  Multiple opportunities developing across Europe, both on the level of public tenders and bilateral discussions with location owners

First tender experience in Europe evidenced that **separate fast charging concessions on MSAs are key** to accelerate the transition to electric mobility

New tender processes are building on this experience and providing a **huge pool of opportunities for Fastned** to capitalise on its track record and expand its network

Best concept



Reviews

Highest Google reviews in the market
vs. competition between 3.3 and 4.1


4.4 / 5



Great design



Ops. excellence



Best in class CX



Efficient builders

Great design: Gentbrugge, the future of service areas in Europe



A technician wearing a high-visibility yellow vest with 'FASTNED' on the back is working on an electric vehicle charging station. The station is a large, grey, industrial-looking unit with multiple charging ports and a digital display screen. A dark-colored car is parked at the station, and a charging cable is plugged into it. The background shows a paved area and some buildings under a clear sky.

Operational excellence through our Network Operations team

- ✓ Delivered more than 99% uptime on our entire network, through the year
- ✓ Automating the monitoring of our network through advanced data analytics tools with the goal of identifying most charger faults without manual intervention
- ✓ Deploying state-of-the-art payment terminals across our network, enabling users to pay frictionless
- ✓ Continuously improving customer experience by optimising key metrics such as session success rate and leveraging our close collaboration with charger manufacturers

Efficient builders: the driving force behind our speed and quality



The new **Fastned** app on **Apple CarPlay**



1st station built using electric equipment - Lingehorst, NL



- ✓ Utilising low-emission construction techniques instead of diesel-powered equipment
- ✓ 77% less CO₂ emitted and 82% NO_x reduction compared to a traditionally built Fastned station of equal size
- ✓ Leveraging insights from this pilot project to further minimise emissions in future construction endeavors
- ✓ Low emission construction should become a competitive element for future tenders

Underlying company EBITDA expected to be positive in 2023

	Delta YoY				
€ million		'21-'22	2020	2021	2022
1 Revenues related to charging		191%	6.3	12.4	36.0
2 Gross profit related to charging		135%	5.2	8.7	20.5
<i>Gross profit per kWh (€)</i>		(5%)	0.47	0.42	0.39
3 Network operation costs		94%	(4.3)	(6.4)	(12.4)
<i>Network operation costs per charger (€k)</i>			11.8	11.0	12.7
Operational EBITDA		244%	0.9	2.4	8.1
4 Network expansion costs		78%	(4.7)	(6.8)	(12.0)
<i>Network expansion costs per station built (€k)</i>			119	154	204
5 Underlying company EBITDA			(3.8)	(4.4)	(4.0)
Exceptional items			(0.1)	(8.2)	(0.5)
EBITDA			(3.9)	(12.6)	(4.6)
D&A and provisions			(4.1)	(5.9)	(10.3)
Finance income/(cost)			(4.4)	(6.2)	(7.4)
Underlying net profit			(12.3)	(16.4)	(21.7)
Net profit			(12.4)	(24.6)	(22.2)
Capex			8.5	36.6	67.5
6 Cash level			33.9	128.6	149.5

1 Strong revenue growth drivers

Revenues continue strong growth, driven by BEV sales and station openings

2 Proven gross profit per kWh stability

Despite volatile energy markets, due to adaptive pricing strategy

3 Network operation costs per charger expected to remain stable

4 Network expansion costs per station built increases, driven by station roll out

5 Underlying company EBITDA expected to be positive in 2023

Based on continued revenue growth and above drivers, we expect Underlying company EBITDA to be positive in 2023

6 Funding

Funding to date:

- > € 240 million in equity funding realised
- > € 110 million in retail bond funding realised

Current funding allows to build more than 400 operational stations, expected in 2025

Likely future funding options include (but are not limited to) retail bonds, accelerated bookbuilds and/or private placements

When done well, fast charging has an attractive business case

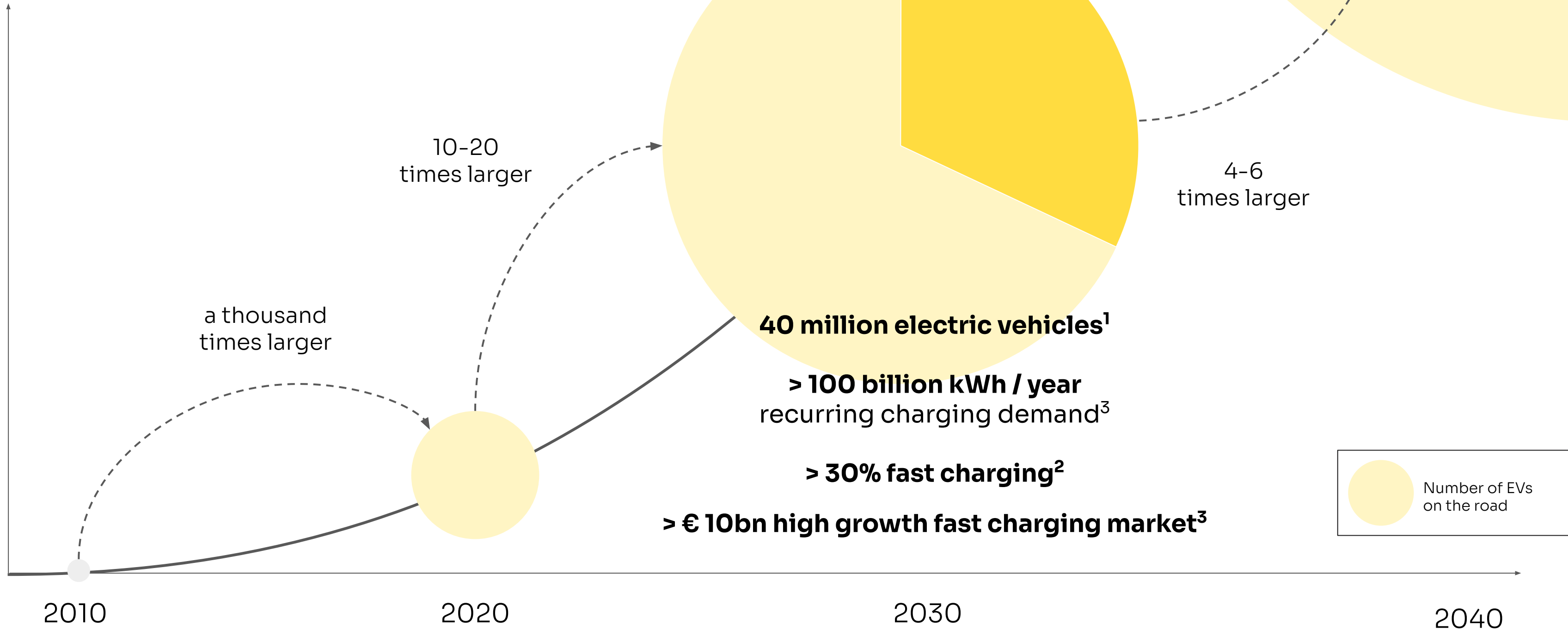
€k	Average station Q4 2019	Average station Q1 2023	Top 5 station Q1 2023
BEV fleet penetration	0.9% ¹	~3.1% ¹	~3.8% ¹
Average daily traffic	~30k	~30k	~90k
Utilisation	10%	13%	38%
Average MWh delivered (Annualised)	105 MWh	331 MWh	1,126 MWh
Annualised revenue / station	€61k ²	€214k ²	€675k ²
Gross margin	51 (€0.49/kWh)	151 (€0.46/kWh)	477 (€0.42/kWh)
Operating costs per station	31 ³	66 ³	76 ³
Operational EBITDA (B)	20 (33%)	85 (40%)	401 (59%)
Initial investment (A)	307	581	750
ROIC (= B / A)	6.5%	15%	53%
ROIC at 30% utilisation, current charge speed	>30%	>40%	>40%

- Station sales relatively predictable when:
 - Developing stations on high traffic locations
 - Offering a great customer experience
 - BEV fleet share increasing
- Optimisation is key:
 - Great concept -> higher sales
 - Station design -> high utilisation potential
 - Efficient capex & opex -> higher return potential
 - Combination -> flexibility to optimise pricing & returns -> Offer great customer value at a fair price level
- Key to success is to get all the elements right

1) Average across Fastned countries weighted by the number of stations in each country, 2) Annualised revenue related to charging for the period, 3) Based 2023 EUR 12.7k per charger (average of the period)

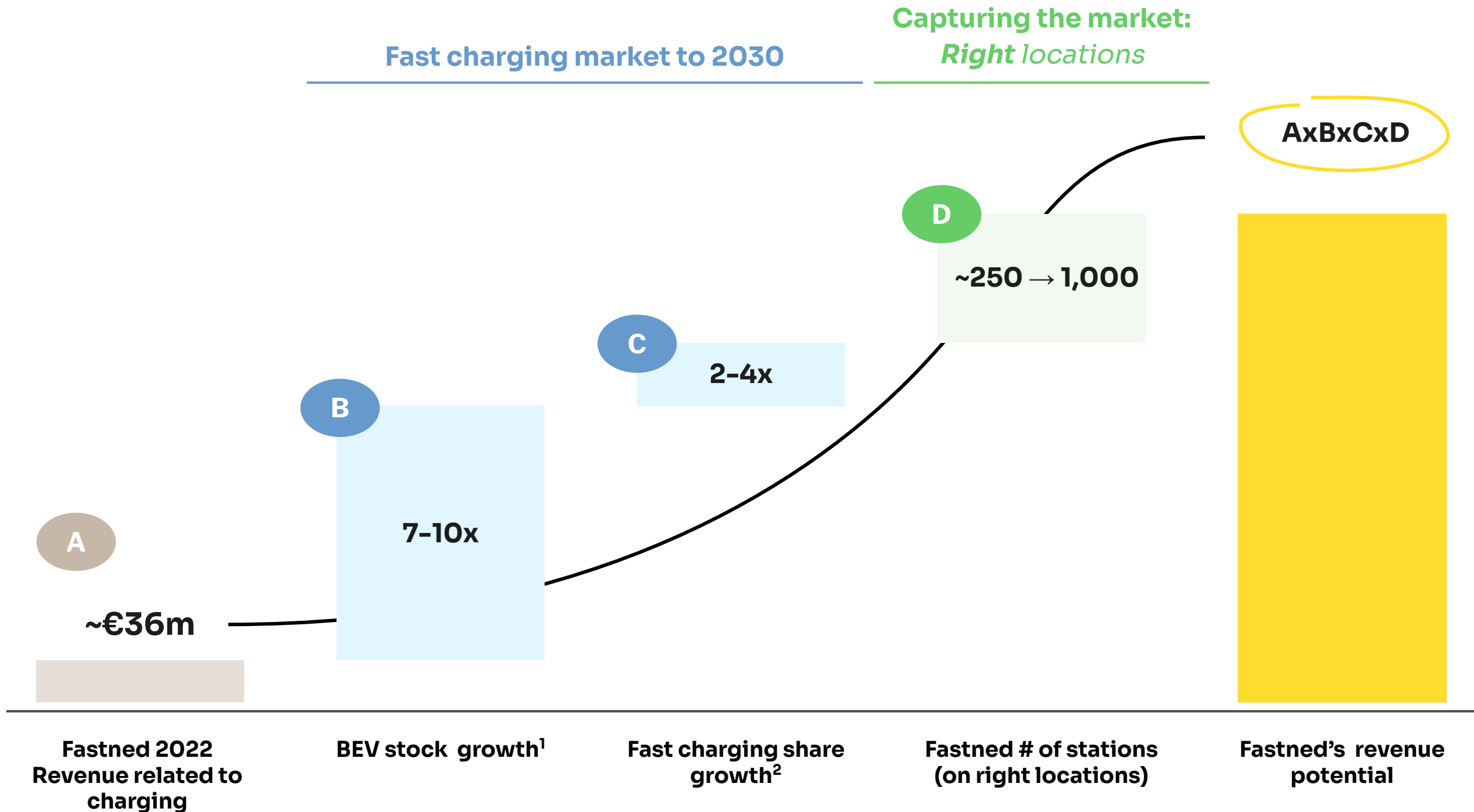
EV fleet is scaling: creating large recurring fast charging market

Number of EVs on European roads



Sources: 1) Arthur D. Little, 2) McKinsey & Company, The Boston Consulting Group and ChargeUp Europe (fast charging share), Fastned analysis

Fastned revenue potential: BEV stock growth x fast charging growth x right location growth



- ▼ Fast charging demand accelerating
 - 7-10x more BEVs
 - 2-4x more fast charging

- ▼ High traffic locations are paramount to capture this market

- ▼ Fastned # locations to grow 4x

- ▼ Revenue potential growing accordingly

1) Derived from Schmidt Automotive research forecasts, 2) derived from fast charge share projections by TNO, McKinsey, Boston Consulting Group and ChargeUp Europe

Guidance & outlook

Network

- Build >60 new stations in 2023
- Reach >350 stations by year end 2024
- >400 stations operational target reached in 2025
- Target of 1,000 stations before 2030

Financial¹

- Revenue per station >€400k in 2025 and >€1m in 2030
- Operational EBITDA margin >40% by 2025
- Underlying company EBITDA positive in 2023

1) Based on current forecasts. Underlying company EBITDA excludes exceptional items such as employee options.





General Meeting of Shareholders

1. Opening
2. Annual report 2022
 - a. Management report
 - b. Supervisory Board report
 - c. Remuneration policy - for approval by FAST
3. Questions
4. Adoption of the financial statements 2022 - for approval by FAST
5. Explanatory notes on the Dividend Policy and distribution - for approval by FAST
6. Discharge
 - a. Proposal for granting discharge of the Management Board - for approval by FAST
 - b. Proposal for granting discharge of the Supervisory Board Members - for approval by FAST
 - c. Resignation of Marije van Mens as Supervisory Board Member
7. Appointment of external auditor BDO for 2024 - for approval by FAST
8. Appointment of Liselotte Kooi as new independent Supervisory Board member of the Supervisory Board.
9. Re-appointment of Bart Lubbers as non-independent Supervisory Board Member of the Supervisory Board for his second term.
10. Proposal to designate the Management Board as the competent body to issue shares and rights to subscribe for shares up to 20% of the issued capital - for approval by FAST
11. Questions
12. Closing

Supervisory Board report

FAST Board Members




Bart Lubbers
Chair & founder



Marije van Mens
Chair remuneration
committee



Nancy Kabalt
Member



**Jérôme
Janssen**
Member



General Meeting of Shareholders

1. Opening
2. Annual report 2022
 - a. Management report
 - b. Supervisory Board report
 - c. Remuneration policy - for approval by FAST
3. Questions
4. Adoption of the financial statements 2022 - for approval by FAST
5. Explanatory notes on the Dividend Policy and distribution - for approval by FAST
6. Discharge
 - a. Proposal for granting discharge of the Management Board - for approval by FAST
 - b. Proposal for granting discharge of the Supervisory Board Members - for approval by FAST
 - c. Resignation of Marije van Mens as Supervisory Board Member
7. Appointment of external auditor BDO for 2024 - for approval by FAST
8. Appointment of Liselotte Kooi as new independent Supervisory Board member of the Supervisory Board.
9. Re-appointment of Bart Lubbers as non-independent Supervisory Board Member of the Supervisory Board for his second term.
10. Proposal to designate the Management Board as the competent body to issue shares and rights to subscribe for shares up to 20% of the issued capital - for approval by FAST
11. Questions
12. Closing

Questions?

**Closing of the
Annual General Meeting
&
General Meeting of
Depository Receipt Holders**

The Network Developer's Handbook

Tom Hurst

UK Country Manager / Expansion Lead



What we look for **in our locations** and **why**

An insight into Network Development strategy

What defines a valuable location

1

Locations where drivers have a natural **high need for charge**

2

Locations with **long-term contracts**

3

Locations that are **visible, accessible, and scalable**

1

**A high need for
charge makes our
customer base more
valuable**


What is the shopping street of e-mobility?



Example: supermarket versus highway charging

Supermarket

- Primary need is shopping; charging is secondary
- Dwell time determined **by the time to shop**
- State of charge can be anything



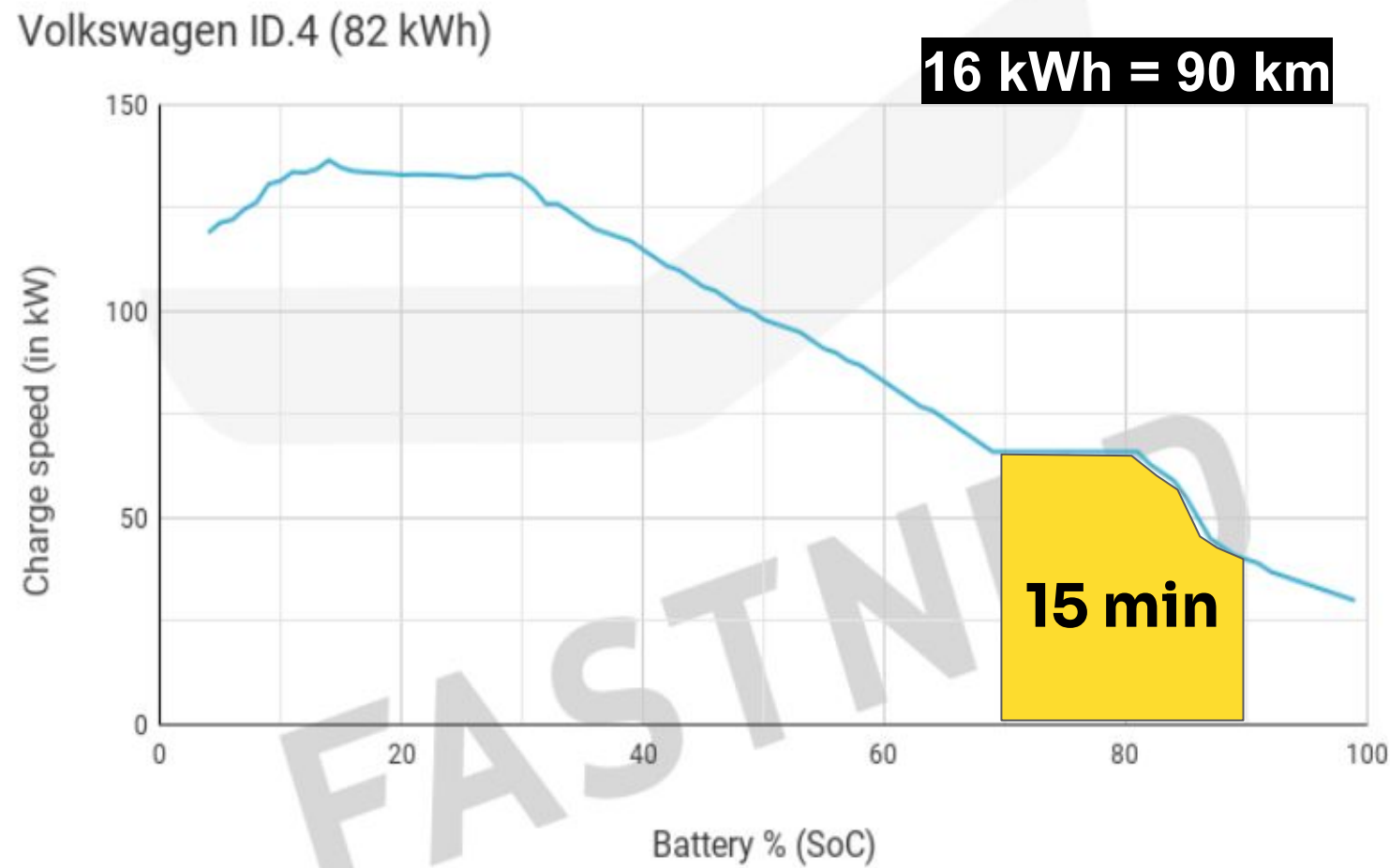
Highway

- Primary need is charging, in order to continue the journey
- Dwell time is **as short as possible**
- State of charge is usually low

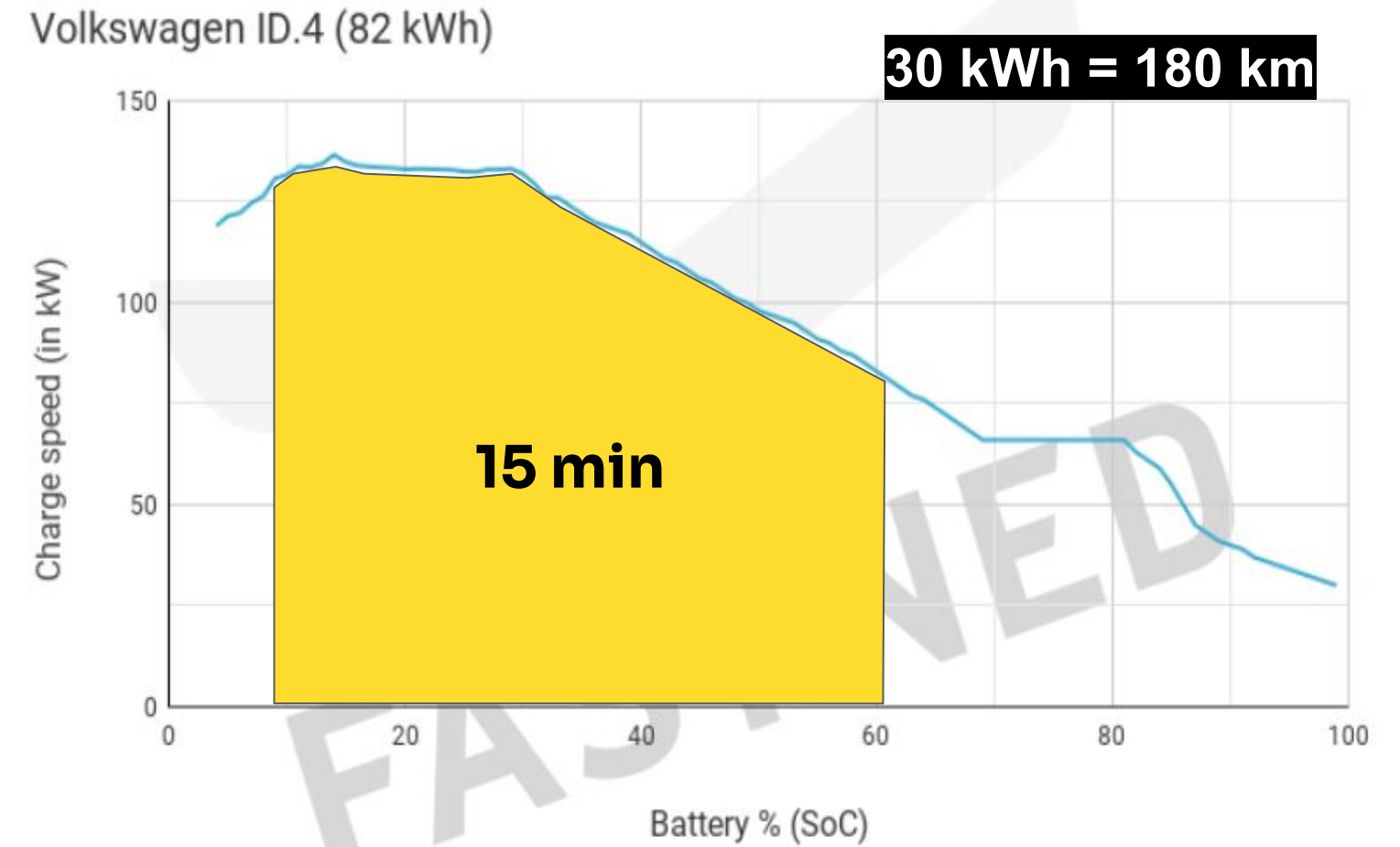


Example: VW ID.4 at Supermarket or Highway for 15 minutes


Supermarket



Highway



**In the same 15
minutes, our
customer has charged
twice as much**



**Arterial roads
Junctions**



**Highways
Major corridors**



Ramac Way

Urban Artery

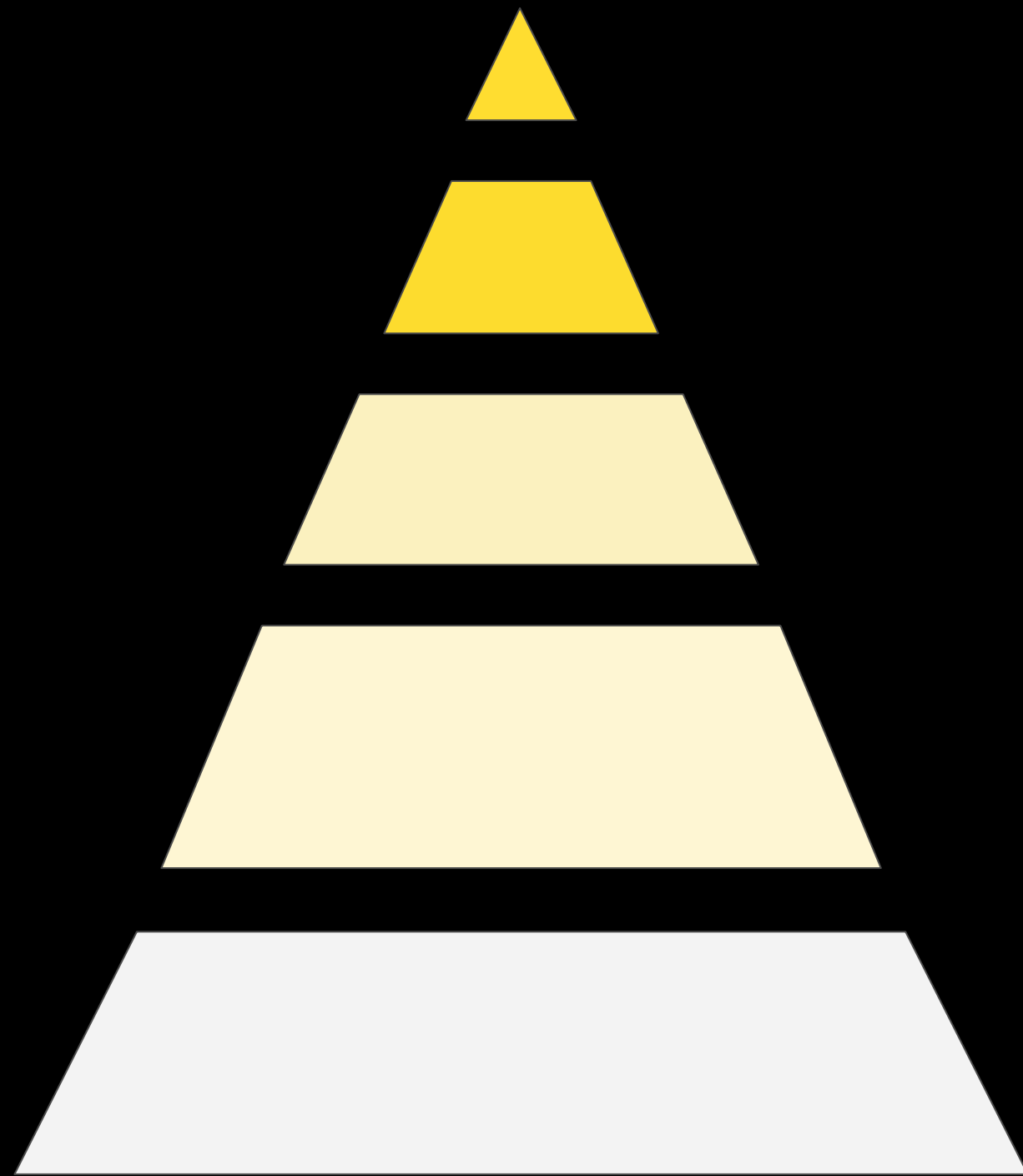


Palace Grounds

Off-highway Junction



Location availability



On highway

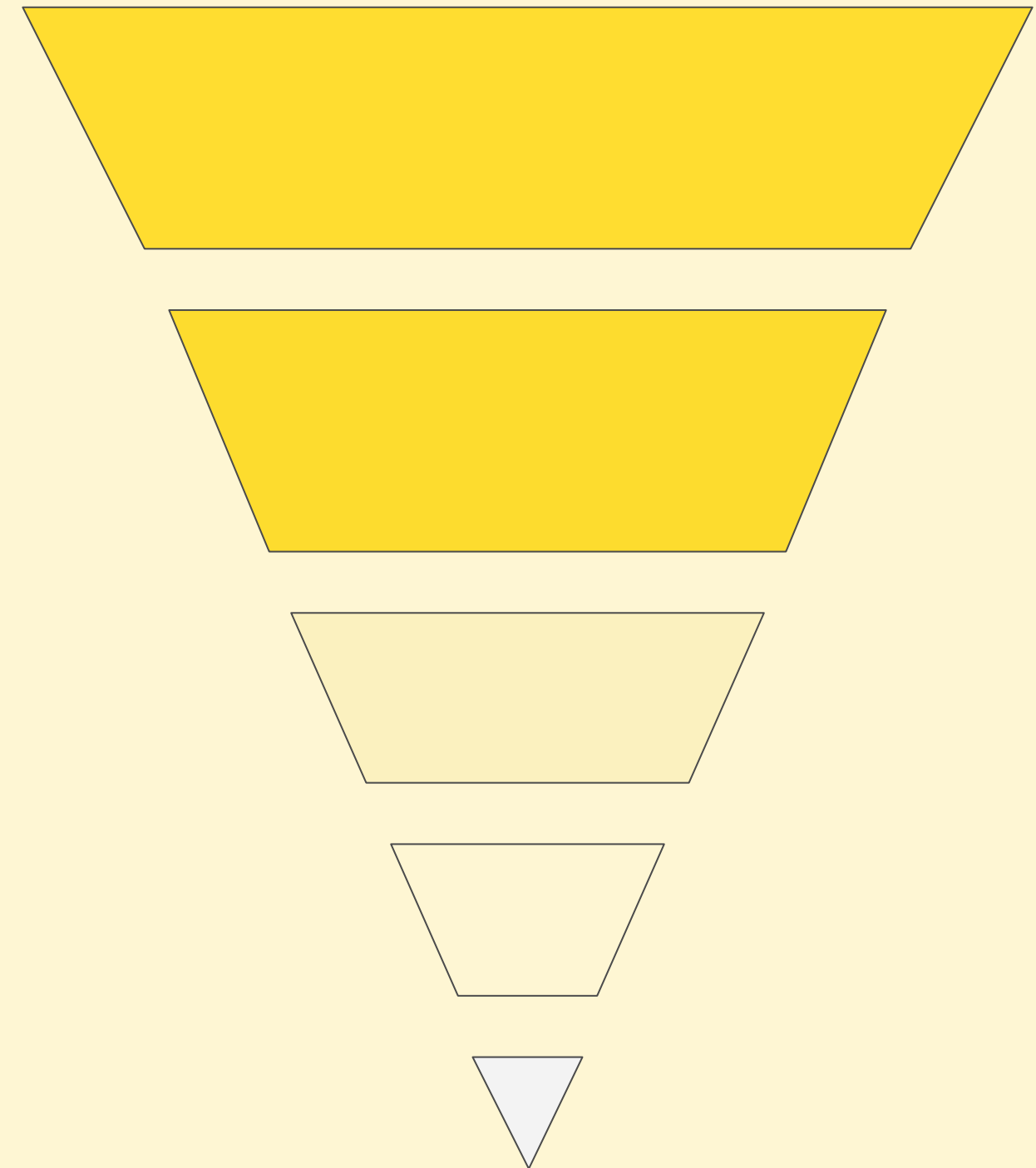
Highway exits

National roads

Urban roads

Other & destination

Portfolio ambition



The role of governments is key

Benefits of public, open & transparent tenders

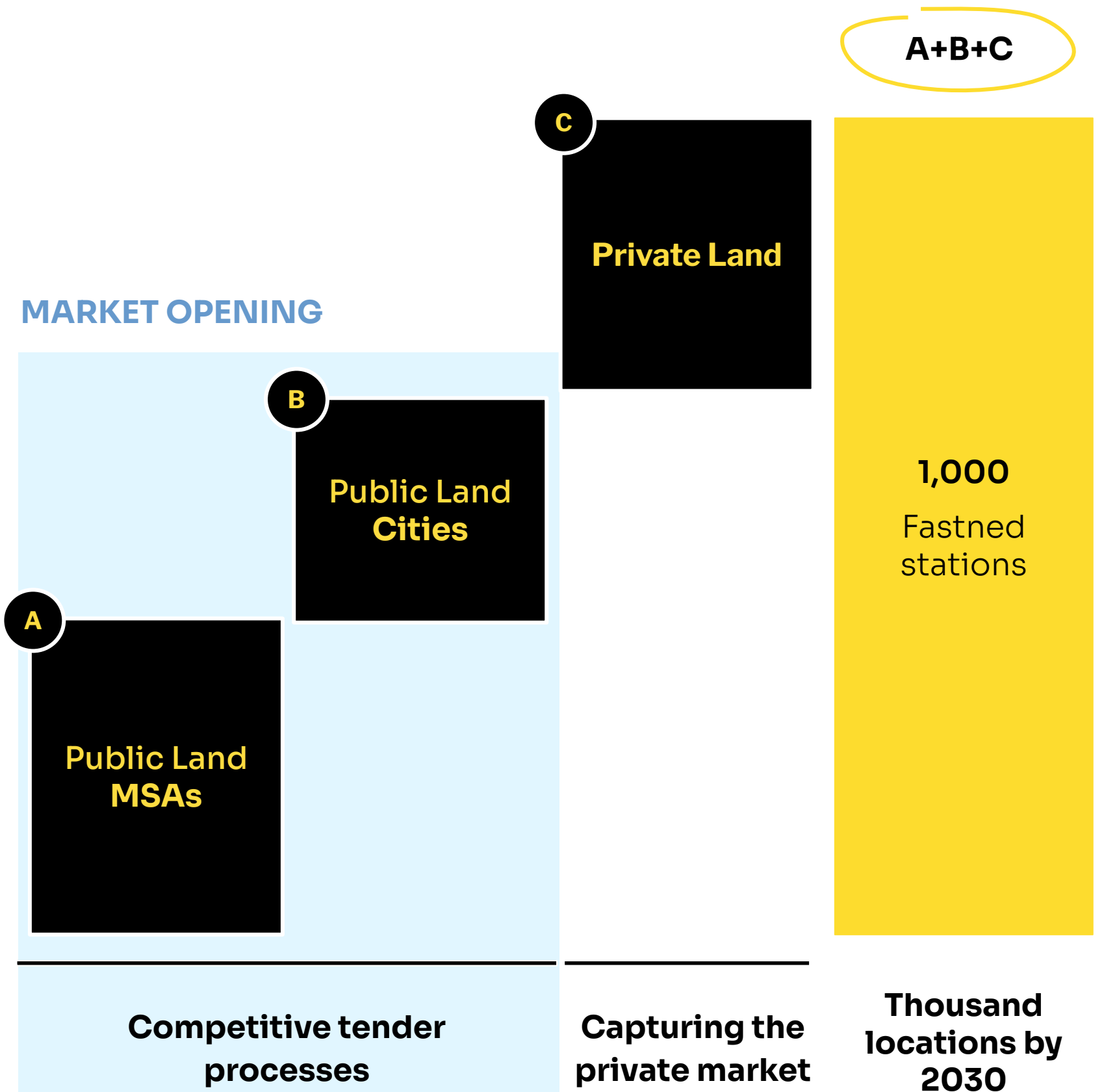
Tenders have **qualitative evaluation** criteria that parties compete on

Tenders create an **open and competitive market** for all interested parties

Tenders are shown to deliver **better results**: larger charging stations with more and faster chargers

Tendered stations are being built in a **shorter amount of time**, with better uptime and a better customer experience

Tenders secure CPOs with **long contracts** to allow for sizable **long term investments**



What defines a valuable location

1

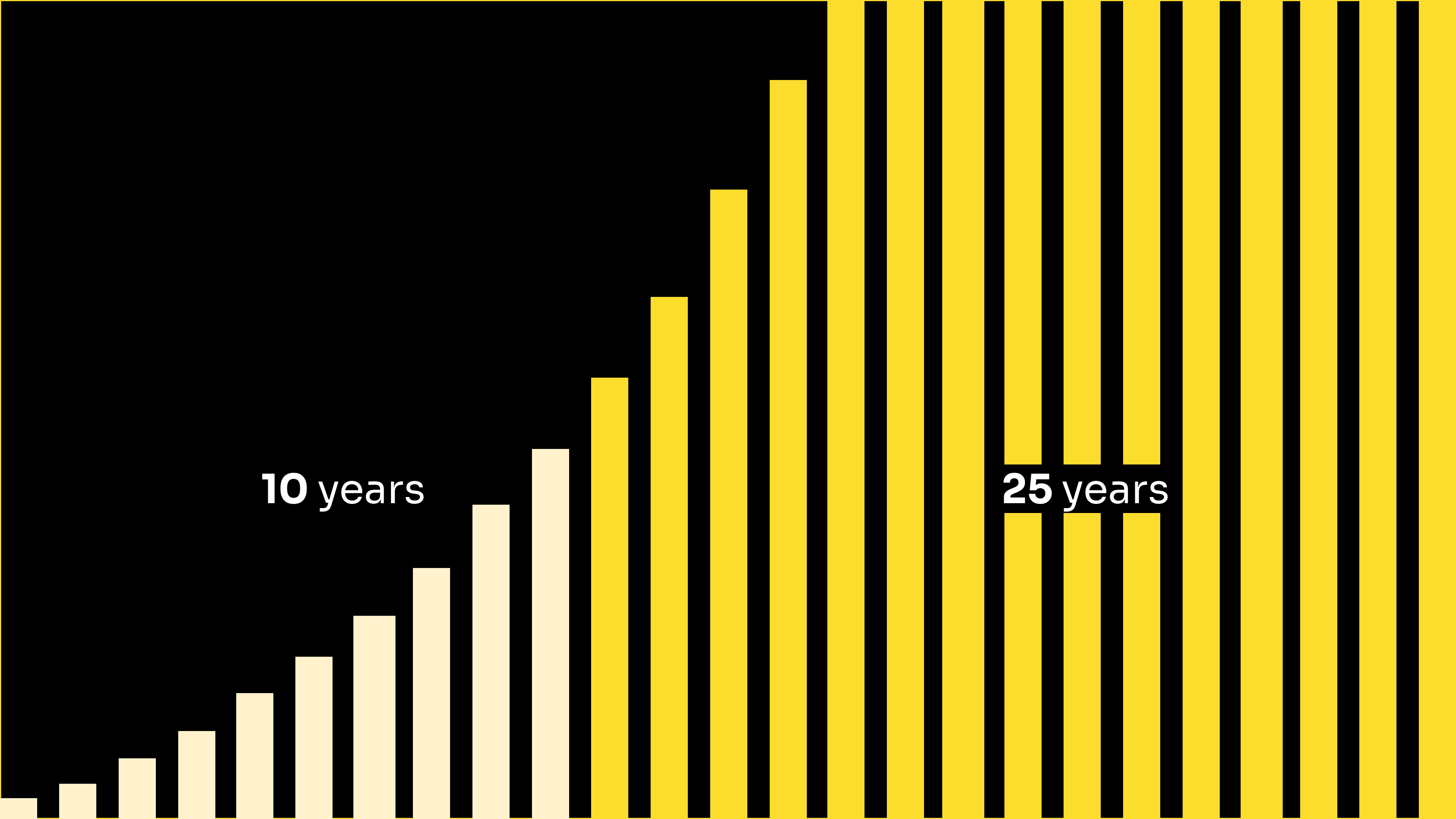
Locations where drivers have a natural **high need for charge**

2

Locations with **long-term contracts**

3

Locations that are **visible, accessible, and scalable**



10 years

25 years

What defines a valuable location

1

Locations where drivers have a natural **high need for charge**

2

Locations with **long-term contracts**

3

Locations that are **visible, accessible, and scalable**

Visible, accessible, scalable











Our focus on **quality** brings results

Best charging network in the UK



EV CHARGING NETWORKS RANKED: 2022		ZAP MAP®		
Rank	EV Network	Overall Rating*	Star Rating**	Rank 2021
#1	FASTNED 	4.0	★★★★★	n/a
		4.0	★★★★★	2
#3	INSTAVOLT	3.9	★★★★★	1
...				
#6	IONITY	3.5	★★★★★	7
...				
#18	 Shell Recharge	2.8	★★★★★	5
#19	 GeniePoint	2.4	★★★★★	11
#20	 bp pulse	2.3	★★★★★	16
#21	 charge your car	2.0	★★★★★	17

**Autocar survey:
Highest reliability in the UK**

vs. competition hovering at 80-90%¹

100%

End of training

1

Locations where drivers have a natural **high need for charge**

2

Locations with **long-term contracts**

3

Locations that are **visible, accessible, and scalable**

The service area of the future



Maria Garcia
Director Location Design

Gentbrugge Noord & Gentbrugge Zuid



The **mindset** behind our design principles

How to design the service area of the future

Fastned builds **today** the charging stations of the **future**

We secure long term contracts: 15-20+ years

We are at day 1 of electric vehicle adoption

**Customer
Experience**



**Station
Performance**

Think

B I G



Modularity

Customer Experience



Station Performance

Modularity

Most advanced electric cars today can charge

200 Km range
in <9 min



Drive-through stations ensure the most efficient traffic flow, resulting in **maximum utilisation** per charger



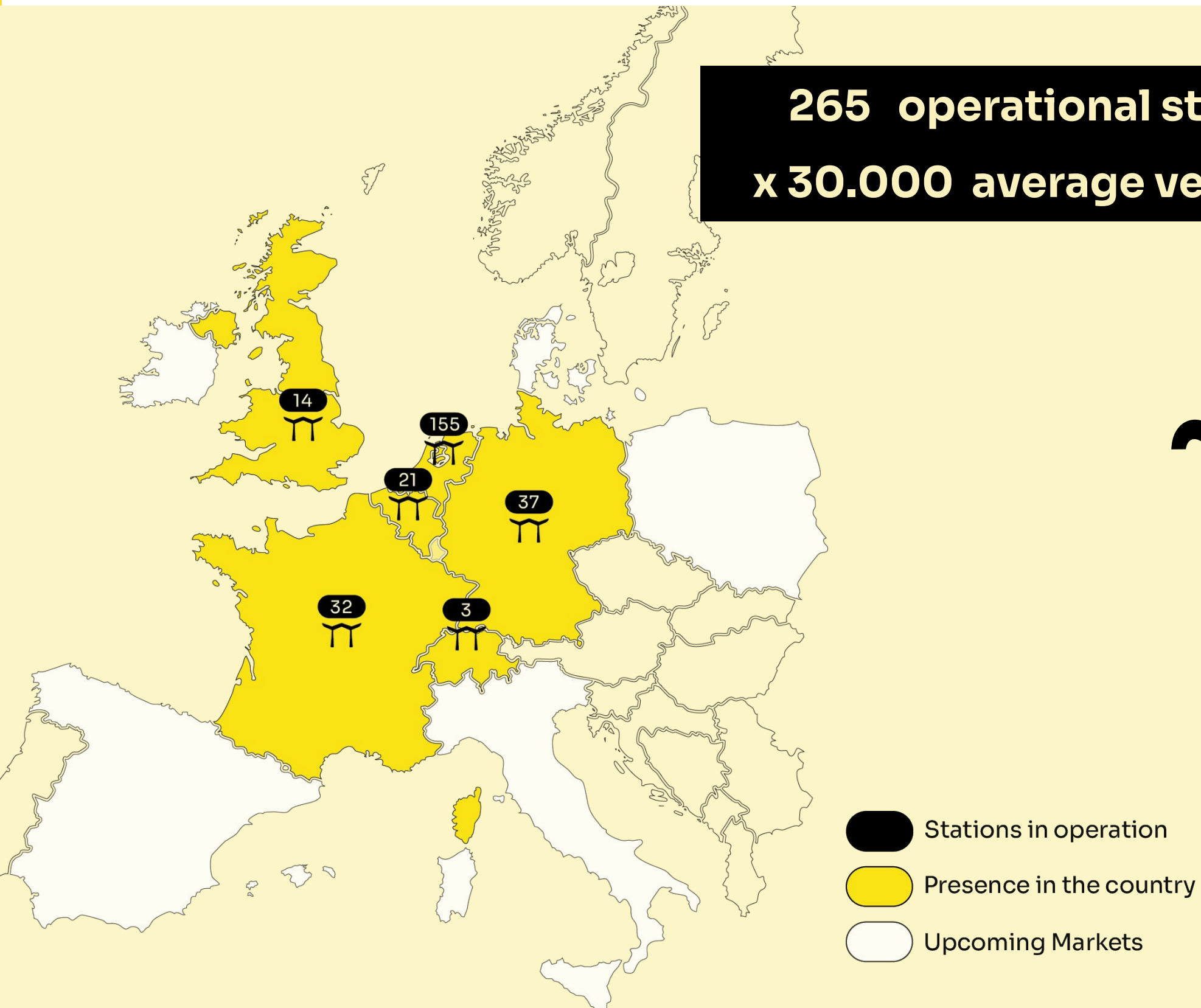
**A recognisable
design attracts
customers**



**Our eye-catching stations are seen by
~8 million people per day**

**265 operational stations
x 30.000 average vehicle/day/location**

**~8 million
people per day**



We invest in recognisable and iconic canopies

We build a **BRAND**



Customer Experience



Station Performance

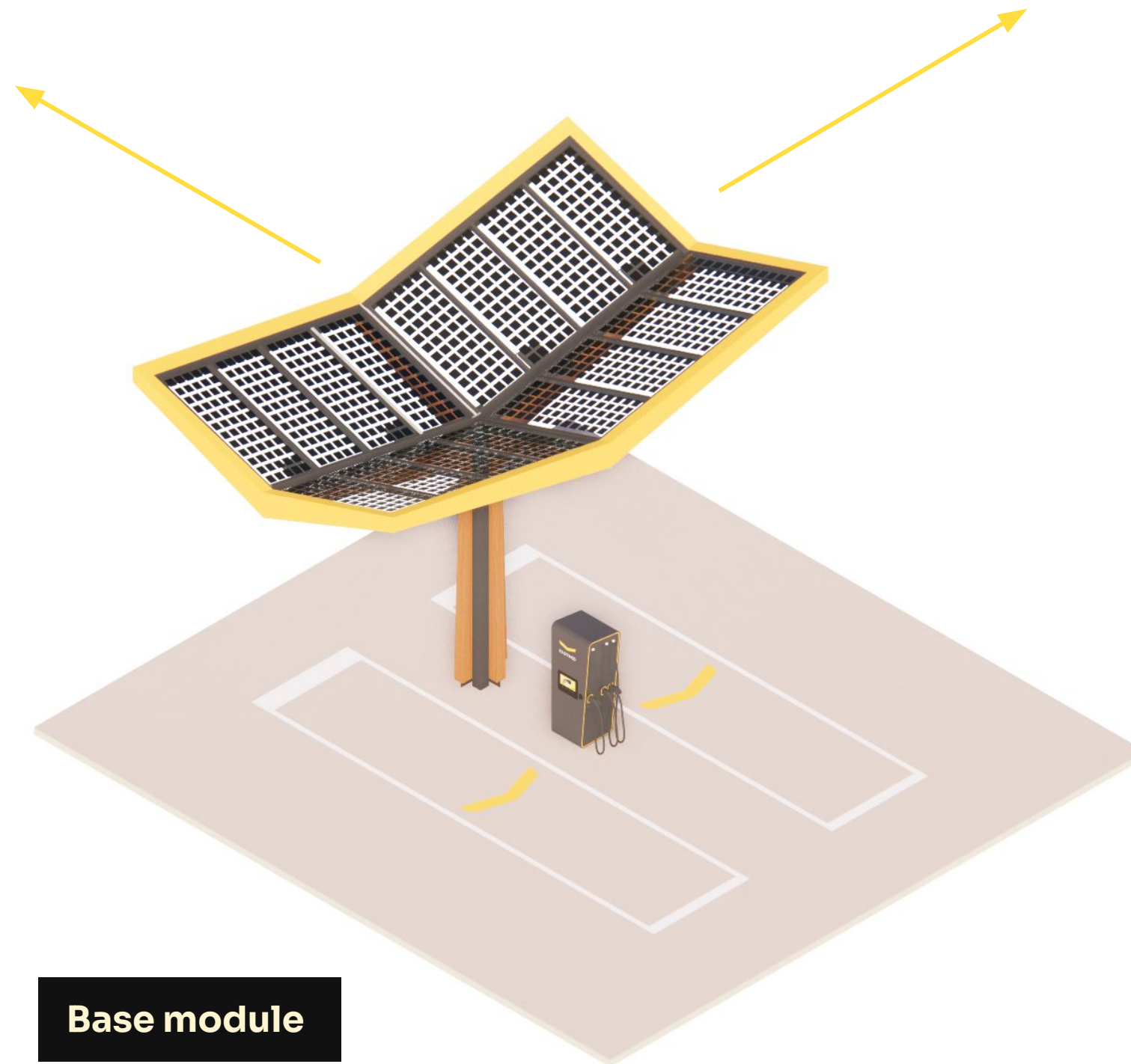
2

Modularity

**Modularity increases
cost efficiency and
building pace**

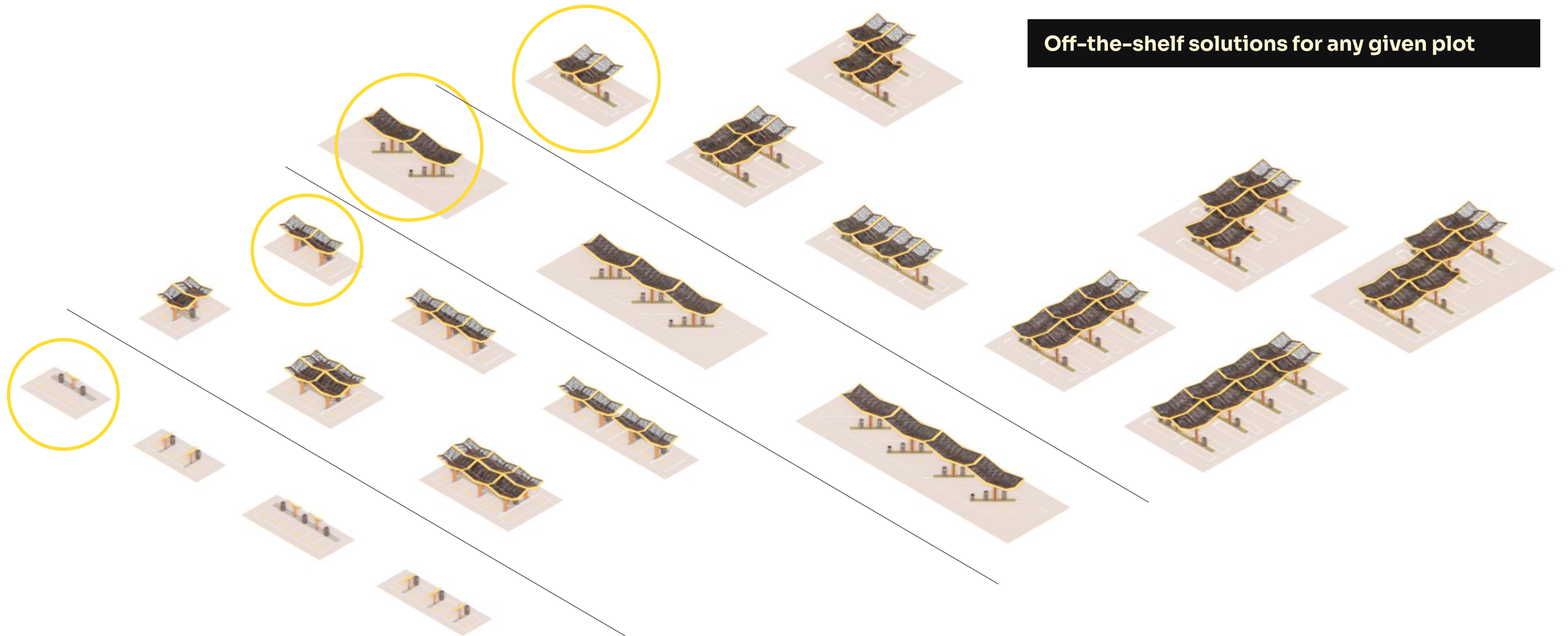


Thanks to repetition, modular architecture reduces construction costs



4 primary models allow >20 different configurations

Off-the-shelf solutions for any given plot



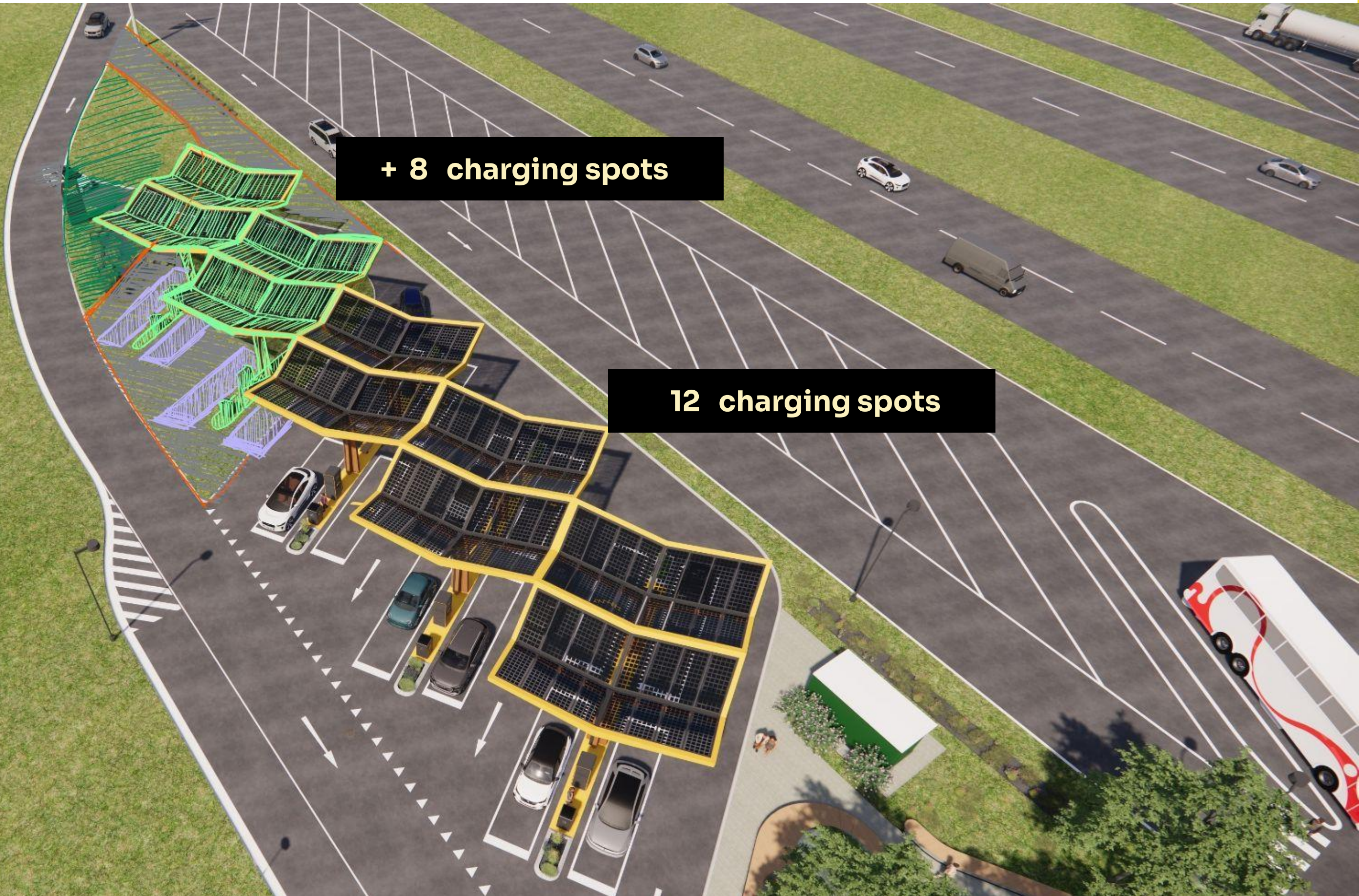
**Modularity also
supports growth**



Fastned stations are designed to **expand capacity** over 2 axes

1. Increase **#charging spots**

2. Increase **nominal power**



+ 8 charging spots

12 charging spots

**Customer
Experience**

3



1

**Station
Performance**

2

Modularity

Fastned is leader in customer **satisfaction**

Net Promoter Score >50 and Google rating 4.4/5 stars
The highest rating in our segment



Most reliable and welcoming experience for all drivers...


Uptime 99%



Accessibility



Ease of use



Social safety



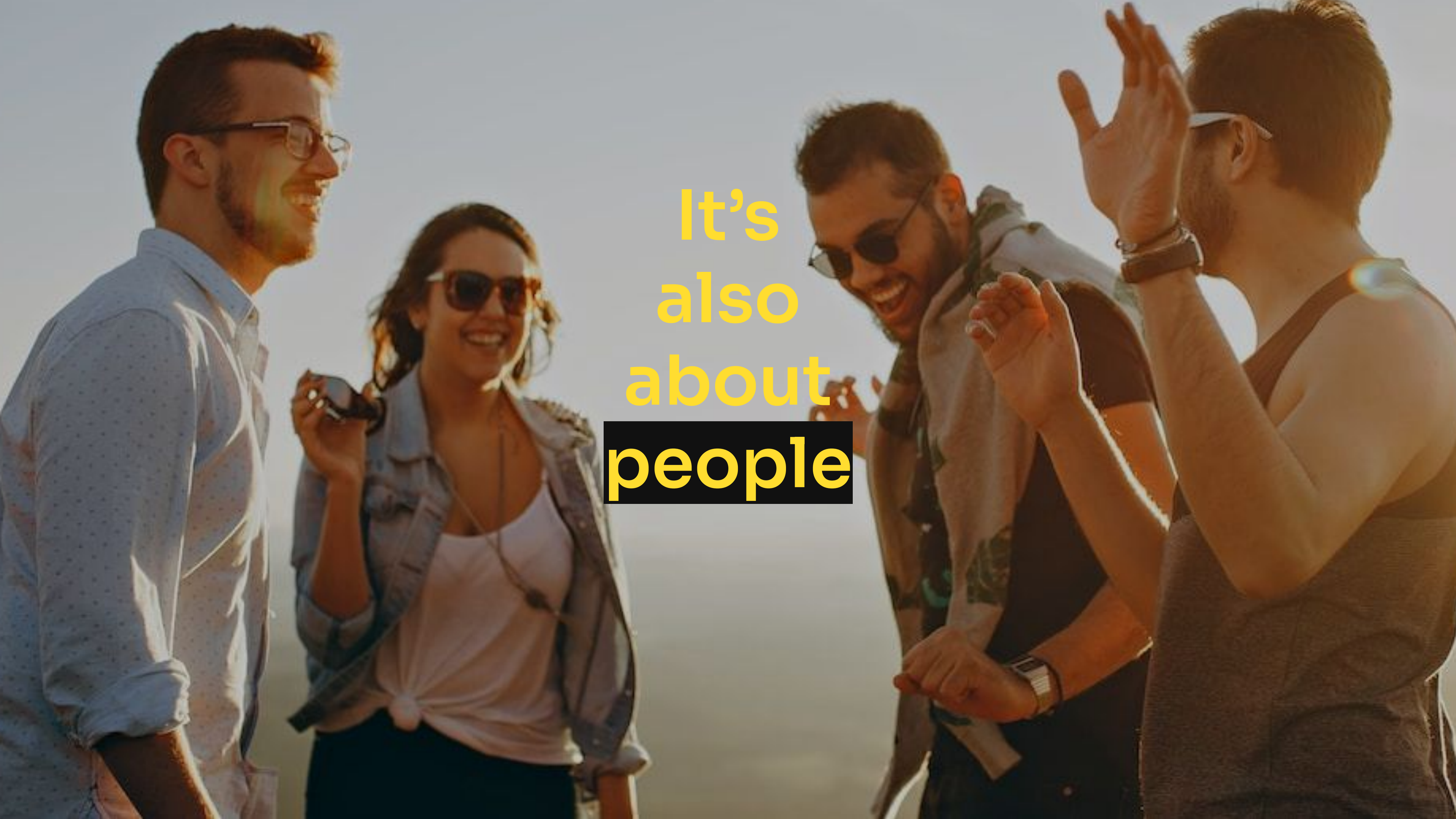
...and any electric vehicle

Vehicles with a caravan



Electric Trucks





It's
also
about
people

Retail contributes to the **most attractive** charging concept

A new business stream that reinforces our mission



Fastned retail concept will cover **all customer needs** at our stations

Premium food and drinks



Qualitative sanitary facilities

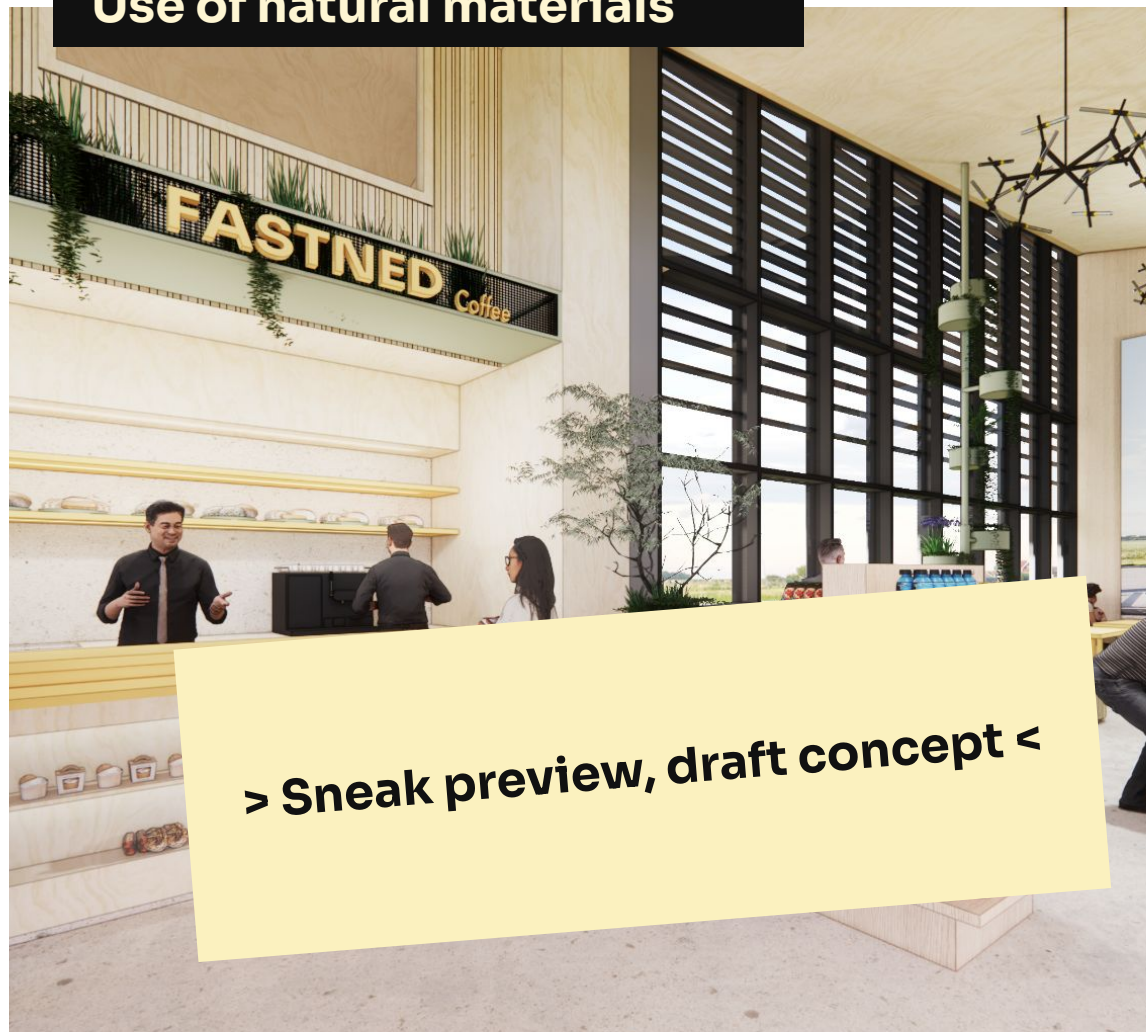


Innovative services



An environment that has a positive impact on the **well-being** of our customers

Use of natural materials



Playgrounds for kids and adults



Greenery and natural drainage





**make
people
come back**

Three retail projects in parallel tracks

1 Brecht,
Belgium

**First retail project
(renovation)**

in construction

2 Germany
and Belgium

**Pilot multiple
small amenities**

in development

3 Gentbrugge,
Belgium

**First flagship
retail concept**

in development

Gentbrugge will be the first **full Fastned-branded** experience



**Our charging stations in
Gentbrugge will be
operational in 2025**

**With a “Think BIG” mentality,
Fastned leads the evolution
of fast-charging stations**



Laden
Tol
Oprijpt
Tol

De
beperkte
range.
Hallo
scheep!









Questions?